

Local Arts Council Baseline



1. Please provide us with the following:			
		Response Percent	Response Count
Contact Name:	<input type="text"/>	100.0%	20
Arts Council Name:	<input type="text"/>	100.0%	20
Email Address:	<input type="text"/>	100.0%	20
Phone Number:	<input type="text"/>	100.0%	20
		<i>answered question</i>	20
		<i>skipped question</i>	0



2. What is your Federal Tax ID number? (Please use numbers only, without punctuation.)		
		Response Count
		15
		<i>answered question</i>
		15
		<i>skipped question</i>
		5


3. What is your Dun & Bradstreet number? (Please use numbers only, without punctuation.)		
		Response Count
		11
		<i>answered question</i>
		11
		<i>skipped question</i>
		9



4. In what year was the arts council formed?		
		Response Count
		14
	<i>answered question</i>	14
	<i>skipped question</i>	6



5. What is your mission statement?		
		Response Count
		12
	<i>answered question</i>	12
	<i>skipped question</i>	8



6. Does your city have a Certified Local Government (CLG) Designation?			
		Response Percent	Response Count
Yes		54.5%	6
No		45.5%	5
	<i>answered question</i>		11
	<i>skipped question</i>		9



7. Do you operate under the auspices of your city, such as Parks and Recreation?			
		Response Percent	Response Count
Yes		50.0%	8
No		50.0%	8
If so, under which department/program do you operate?			8
<i>answered question</i>			16
<i>skipped question</i>			4



8. Do you have a board of directors or advisory committee?			
		Response Percent	Response Count
Yes		100.0%	17
No		0.0%	0
How many members?			16
<i>answered question</i>			17
<i>skipped question</i>			3



9. Do you have nonprofit/510(c)(3) status?			
		Response Percent	Response Count
Yes		75.0%	12
No		25.0%	4
<i>answered question</i>			16
<i>skipped question</i>			4



10. Do you have a strategic/business plan in place?			
		Response Percent	Response Count
Yes		58.8%	10
No		41.2%	7
		<i>answered question</i>	17
		<i>skipped question</i>	3



11. Performances/Concert Series			
		Response Percent	Response Count
Yes		87.5%	14
No		12.5%	2
		If so, briefly describe	14
		<i>answered question</i>	16
		<i>skipped question</i>	4



12. Community Theatre			
		Response Percent	Response Count
Yes		60.0%	9
No		40.0%	6
		If so, briefly describe	9
		<i>answered question</i>	15
		<i>skipped question</i>	5



13. Children's Activities/Classes			
		Response Percent	Response Count
Yes		73.3%	11
No		26.7%	4
		If so, briefly describe	12
		answered question	15
		skipped question	5



14. Teen Activities/Classes			
		Response Percent	Response Count
Yes		60.0%	9
No		40.0%	6
		If so, briefly describe	10
		answered question	15
		skipped question	5



15. Adult Activities/Classes			
		Response Percent	Response Count
Yes		64.3%	9
No		35.7%	5
		If so, briefly describe	9
		answered question	14
		skipped question	6



16. Senior Activities/Classes				
			Response Percent	Response Count
Yes		57.1%	8	
No		42.9%	6	
If so, briefly describe			9	
			answered question	14
			skipped question	6



17. Cultural Heritage Projects or Programs				
			Response Percent	Response Count
Yes		50.0%	7	
No		50.0%	7	
If so, briefly describe			7	
			answered question	14
			skipped question	6

18. Annual Festival/Fair				
			Response Percent	Response Count
Yes		92.9%	13	
No		7.1%	1	
If so, briefly describe			14	
			answered question	14
			skipped question	6

19. Annual Visual Arts Show (including plein air, painting, sculpture, pottery, etc.)				
			Response Percent	Response Count
Yes		86.7%	13	
No		13.3%	2	
If so, briefly describe			13	
			answered question	15
			skipped question	5

20. Annual Fundraising Event				
			Response Percent	Response Count
Yes		46.7%	7	
No		53.3%	8	
If so, briefly describe			7	
			answered question	15
			skipped question	5



21. Quarterly Newsletter				
			Response Percent	Response Count
Yes		46.7%	7	
No		53.3%	8	
If so, briefly describe			8	
			answered question	15
			skipped question	5



22. Do you operate a theatre under the direction of the arts council?				
			Response Percent	Response Count
Yes			26.7%	4
No			73.3%	11
			If so, briefly describe	6
			<i>answered question</i>	15
			<i>skipped question</i>	5


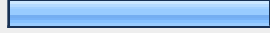
23. How many annual productions are produced?				
			Response Count	
			9	
			<i>answered question</i>	9
			<i>skipped question</i>	11



24. What type of theatre is most popular?				
			Response Count	
			6	
			<i>answered question</i>	6
			<i>skipped question</i>	14



25. What ways do you publicize or advertise arts council or community events?				
			Response Count	
			15	
			<i>answered question</i>	15
			<i>skipped question</i>	5


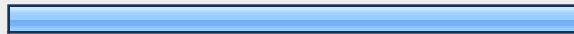
26. Are you aware of NowPlayingUtah.com?			
		Response Percent	Response Count
Yes		93.8%	15
No		6.3%	1
		<i>answered question</i>	16
		<i>skipped question</i>	4

27. Is the arts council listed on NowPlayingUtah.com?			
		Response Percent	Response Count
Yes		85.7%	12
No		14.3%	2
		<i>answered question</i>	14
		<i>skipped question</i>	6








28. Do you regularly post ARTS COUNCIL events on NowPlayingUtah.com?			
		Response Percent	Response Count
Yes		60.0%	9
No		40.0%	6
		<i>answered question</i>	15
		<i>skipped question</i>	5









29. Do you regularly post COMMUNITY events on NowPlayingUtah.com?			
		Response Percent	Response Count
Yes		42.9%	6
No		57.1%	8
		<i>answered question</i>	14
		<i>skipped question</i>	6

30. Does the arts council have liability insurance?			
		Response Percent	Response Count
Yes		71.4%	10
No		28.6%	4
		<i>answered question</i>	14
		<i>skipped question</i>	6






31. Is health insurance offered through the arts council?			
		Response Percent	Response Count
Yes		12.5%	2
No		87.5%	14
		<i>answered question</i>	16
		<i>skipped question</i>	4




32. Annual Gross Budget:

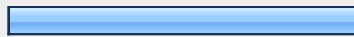



		Response Percent	Response Count
\$0/None		0.0%	0
\$1-\$5,000		6.3%	1
\$5,001-\$35,000		31.3%	5
\$35,001-\$60,000		18.8%	3
\$60,001-\$100,000		25.0%	4
\$100,001-\$150,000		0.0%	0
\$150,001-\$250,000		6.3%	1
\$250,001-\$500,000		6.3%	1
\$500,001-\$1 million		0.0%	0
\$1 million-\$2 million		6.3%	1
\$2 million-\$3 million		0.0%	0
Above \$3 million		0.0%	0
		<i>answered question</i>	16
		<i>skipped question</i>	4




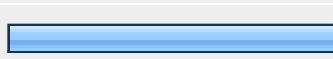




33. How much of your budget is provided by local city/county base funding?			
		Response Percent	Response Count
\$0/None		12.5%	2
\$1-\$5,000		12.5%	2
\$5,001-\$35,000		43.8%	7
\$35,001-\$60,000		6.3%	1
\$60,001-\$100,000		6.3%	1
\$100,001-\$150,000		6.3%	1
\$150,001-\$250,000		6.3%	1
\$250,001-\$500,000		0.0%	0
\$500,001-\$1 million		6.3%	1
\$1 million-\$2 million		0.0%	0
\$2 million-\$3 million		0.0%	0
Above \$3 million		0.0%	0
		<i>answered question</i>	16
		<i>skipped question</i>	4



34. How much of your budget is provided by tax revenues (i.e., RAP, ZAP, PAR, RAMP, etc.)?



		Response Percent	Response Count
\$0/None		46.7%	7
\$1-\$5,000		6.7%	1
\$5,001-\$35,000		33.3%	5
\$35,001-\$60,000		6.7%	1
\$60,001-\$100,000		0.0%	0
\$100,001-\$150,000		6.7%	1
\$150,001-\$250,000		0.0%	0
\$250,001-\$500,000		0.0%	0
\$500,001-\$750,000		0.0%	0
\$750,001-\$1 million		0.0%	0
Above \$1 million		0.0%	0
		<i>answered question</i>	15
		<i>skipped question</i>	5

35. Number of paid, full time staff:			Response Percent	Response Count
0			50.0%	8
1-3			43.8%	7
4-8			6.3%	1
9-12			0.0%	0
13-20			0.0%	0
Over 20			0.0%	0
			<i>answered question</i>	16
			<i>skipped question</i>	4

36. Number of paid, part time staff:			Response Percent	Response Count
0			53.3%	8
1-3			33.3%	5
4-8			6.7%	1
9-12			0.0%	0
13-20			0.0%	0
Over 20			6.7%	1
			<i>answered question</i>	15
			<i>skipped question</i>	5

37. Number of volunteers:			
		Response Percent	Response Count
0		0.0%	0
1-5		0.0%	0
6-10		12.5%	2
11-25		50.0%	8
26-50		6.3%	1
51-75		6.3%	1
76-100		12.5%	2
Over 100		12.5%	2
		<i>answered question</i>	16
		<i>skipped question</i>	4

38. Would you be interested in training/informational newsletter geared specifically to local arts councils?			
		Response Percent	Response Count
Yes		93.3%	14
No		6.7%	1
		<i>answered question</i>	15
		<i>skipped question</i>	5

39. Would you be interested in learning about cultural tourism?			
		Response Percent	Response Count
Yes		73.3%	11
No		26.7%	4
		<i>answered question</i>	15
		<i>skipped question</i>	5

40. Are there ways in which the Utah Arts Council can better assist you in meeting your community's needs?			
			Response Count
			10
		<i>answered question</i>	10
		<i>skipped question</i>	10